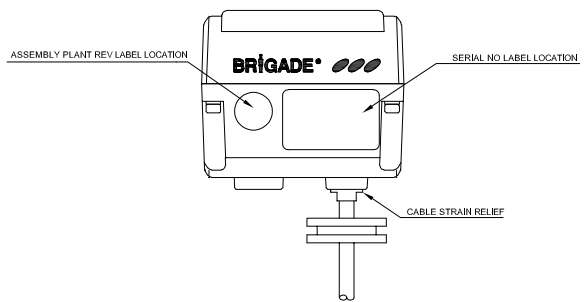
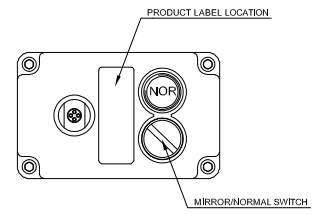
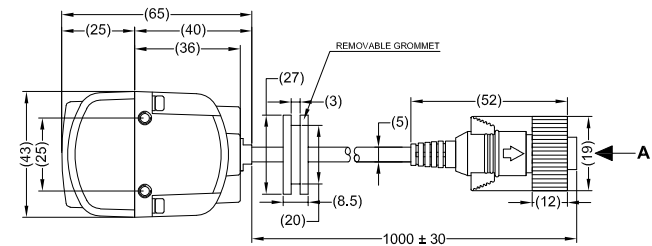
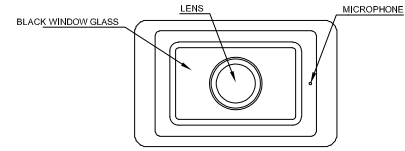
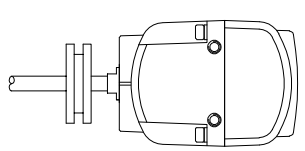
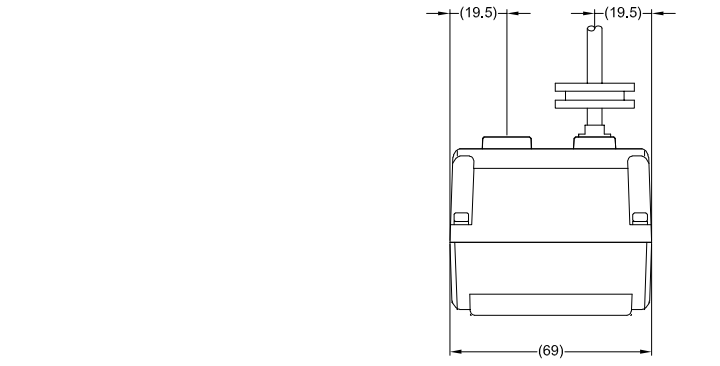
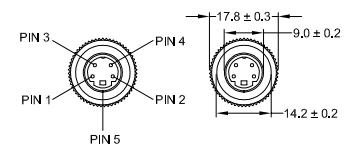


Revision Notes.				
R1 -				
APA: -	Drawn:-	Checked:-	Approved:-	Date: -



**VIEW A**



**4 PIN MINI DIN MALE MATING FACE**

PIN #	WIRE COLOUR	DESCRIPTION
1	YELLOW	VIDEO
2	RED	+12V
3	BLUE	N.C
4	WHITE	AUDIO
5	BLACK/SHIELD	GND

- NOTES:**
1. REFER TO PRODUCT SPECIFICATION FOR MORE DETAILS.
  2. FOR PRODUCT LABEL AND PACKAGING DETAILS REFER TO MASTER BOM.
  3. ANY CUSTOMER MODIFICATION OF THIS PRODUCT CAUSING SUBSEQUENT FAILURE IS NOT A LIABILITY OF BRIGADE ELECTRONICS PLC.
  4. FIRMWARE VERSION MA-A10CP\_XXX\_MP\_REV1.1(190522) TO BE LOADED TO BE-800C-NIR-C MAIN BOARD DURING MANUFACTURE.

**PROPRIETARY NOTICE**  
 THIS DESIGN AND TECHNICAL INFORMATION APPEARING ON THIS DRAWING IS THE PROPERTY OF BRIGADE ELECTRONICS, AND IS DISCLOSED IN CONFIDENCE. IT IS NOT TO BE COPIED, REPRODUCED, REVEALED TO OR EXPROPRIATED BY OTHERS, EITHER IN WHOLE OR IN PART WITHOUT THE EXPRESS WRITTEN CONSENT OF BRIGADE ELECTRONICS.



Assembly Pl Approval T.CHOI (09/03/2020)	Approved by L.PILLAY	Checked by S.LAVER	Drawn by J.STEWART
Angle of Projection 	Units mm	Scale N/A	Released 10/03/20
	Status RELEASED	BE-800C-NIR-C	
	Part No 4248B	BE-004313-00-20	